


PROPHASE I

No. of chromosomes:.....


Diploid or haploid:.....



METAPHASE I

No. of chromosomes:.....

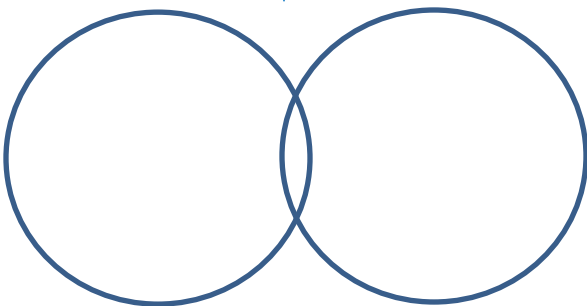
Diploid or haploid:.....



ANAPHASE I

No. of chromosomes:.....

Diploid or haploid:.....

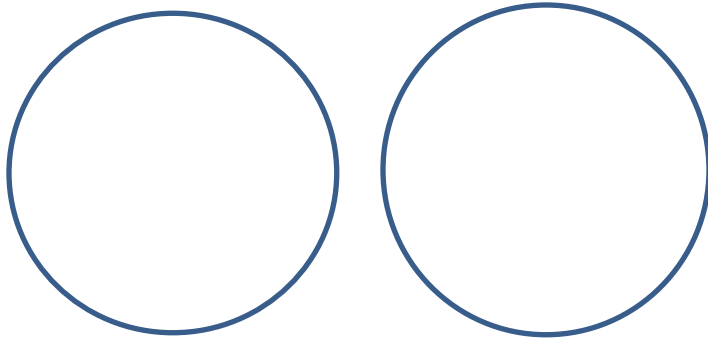


TELOPHASE I (AND CYTOKINESIS)

No. of chromosomes:.....

Diploid or haploid:.....

PROPHASE II

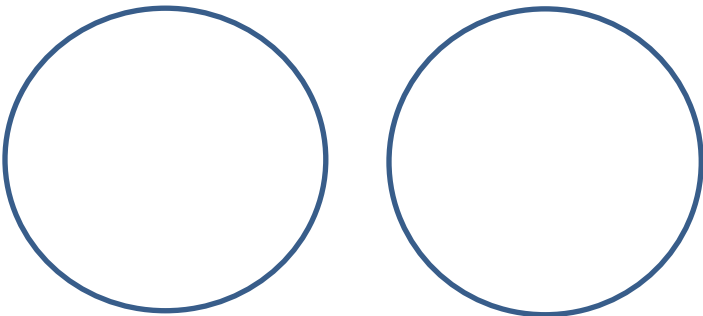


No. of chromosomes:.....

Diploid or haploid:.....



METAPHASE II

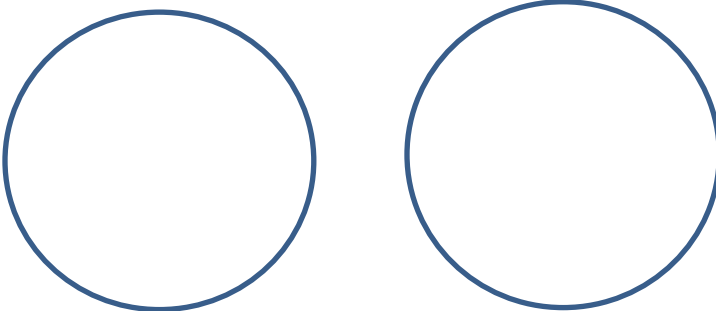


No. of chromosomes:.....

Diploid or haploid:.....



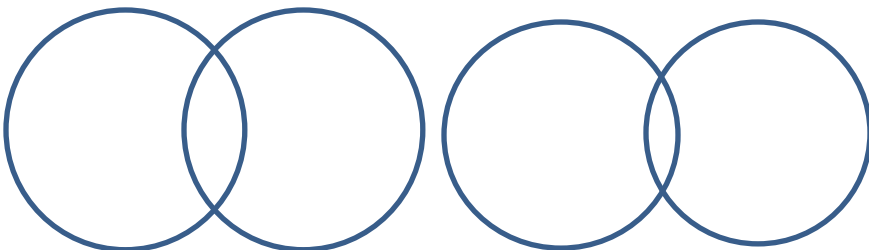
ANAPHASE II



Diploid or haploid:.....



TELOPHASE II & CYTOKINESIS



No. of chromosomes:.....

Diploid or haploid:.....

Questions:

1. Compare your meiosis worksheet with a group next to you. Identify any differences and explain why there are differences

2. Compare your mitosis and meiosis activity and list 3 major differences between them